

Important Notes:

1. Manulife Global Fund – Global Multi-Asset Diversified Income Fund (“GMADI” or “the Fund”) invests in a diversified portfolio of equity, equity-related, fixed income and fixed income-related securities of companies and/or governments globally (including emerging markets), which exposes investors to risk relating to active asset allocation strategy, equity (including REITs) market risk, and geographic concentration and currency risk. Certain investors may also be subject to the risk relating to RMB hedged share class.
2. The relevant distributing class of the Fund does not guarantee distribution of dividends, the frequency of distribution and the amount/rate of dividends. Dividends may be paid out of income, realized capital gains and/or out of capital of the Fund in respect of Inc share class(es). Dividends may be paid out of realized capital gains, capital and/or gross income while charging all or part of their fees and expenses to capital (i.e. payment of fees and expenses out of capital) in respect of MDIST (G), R MDIST (G) and F MDIST (G) share class(es). Dividends paid out of capital of the Fund amounts to a return or withdrawal of part of the amount of an investor's original investment or from any capital gains attributable to that original investment and may result in an immediate decrease in the net asset value per share in respect of such class(es) of the Fund. Fixed yield share classes pay out a pre-determined annualized fixed percentage of their NAV, which can be adjusted by the Directors with at least one month's prior notice, do not entirely reflect the actual or expected income or performance of the Fund. These distributions may exceed the actual income, leading to capital erosion, especially during negative returns or losses, and may reduce future capital growth. A positive distribution yield does not guarantee a positive return, and the absolute distributions vary with the NAV, resulting in fluctuating monthly payouts for investors.
3. The Fund invests in emerging markets, which may involve increased risks and special considerations not typically associated with investment in more developed markets, such as likelihood of a higher degree of volatility, lower liquidity of investments, political and economic uncertainties, legal and taxation risks, settlement risk, custody risks and currency risks/control.
4. The Fund's investment in fixed income and fixed income-related securities, as well as cash and cash equivalents, is subject to high yield bonds risk, credit/counterparty risk, interest rate risk, sovereign debt risk, valuation risk and credit rating and downgrading risk.
5. The Fund intends to use financial derivative instruments (“FDIs”) for investment, efficient portfolio management and/or hedging purposes. The use of FDIs exposes the Fund to additional risks, including leverage risk, management risk, market risk, credit risk and liquidity risk.
6. Investment involves risk. The Fund may expose its investors to capital loss. Investors should not make decisions based on this material alone and should read the offering document for details, including the risk factors, charges and features of the Fund and its share classes.

Following a strong 2025, driven by the AI mega trend, energy transition, Fed rate cut expectations and the potential for a new Fed composition, alongside broadening fiscal support, we anticipate a clearer macroeconomic backdrop and improving growth momentum as 2026 progresses. While the US Federal Reserve (Fed) is expected to continue easing monetary policy during the year, income generating opportunities remain abundant across diversified global markets and sources, extending well beyond traditional government bonds, towards high yields and option writing.

Against this backdrop, the main objective of the Manulife Global Fund – Global Multi-Asset Diversified Income Fund (“GMADI” or “the Fund”) remains with a clear and heightened focus towards income generation. Regardless of near-term equity market performance or fluctuations in the monetary policy cycle, the Fund seeks to deliver a high and consistent distribution income while maintaining exposure to long term capital growth opportunities.

In 2026, we see income opportunities across Fixed Income and taking advantage of selling options as we expect periods of heightened volatility. However, we also see broader equity returns and therefore a globally diversified portfolio such as GMADI is well positioned for greater breadth and equity return capture across global markets.

Income opportunities remain abundant amid ongoing US rate cut cycle

Summary:

- We continue to expect the Fed to deliver two to three rate cuts in 2026. Given expectations of elevated rates, income opportunities remain abundant across global markets. We believe

multi-asset income investing will remain highly relevant in 2026.

- Positioning remains supportive of risk assets with a focus on income generation whilst maintaining a stable NAV.
- Income investing often has defensive attributes. The GMADI portfolio looks to maintain a stable NAV throughout market drawdowns and periods of (geopolitical driven) volatility which we expect in 2026.

- Recent positioning includes:
 - Asset Allocation:** Seek to increase portfolio beta, when appropriate, supported by expectations that global growth will remain steady.
 - Equities:** Maintain a diversified and balanced profile to mitigate sector driven volatility, with overweights in healthcare, consumer discretionary, and energy.
 - Fixed Income:** Opportunistically take on additional credit risk, focusing on BB and B-rated credits to balance yield generation and risk.
 - Options:** Continue a flexible option-writing approach (e.g. out-of-the-money call writing) to balance premium harvesting with participation in market upside.

Let us revisit how global asset classes performed in 2025.

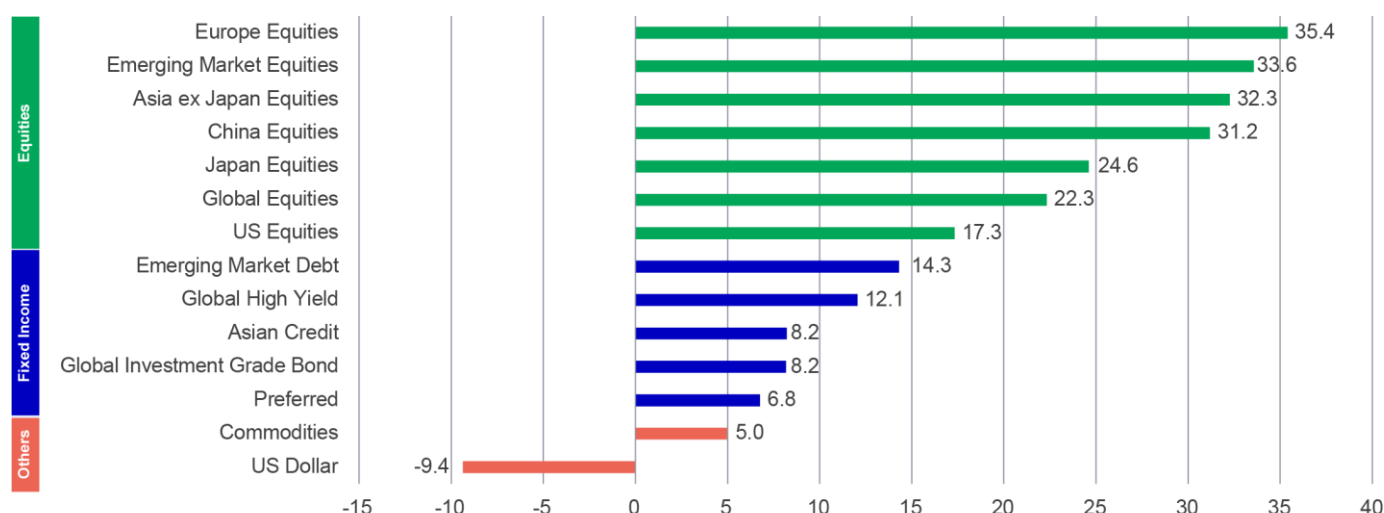
Global risk assets delivered strong gains over the year, supported by easing financial conditions and policy expectations that increasingly favoured growth. Emerging Markets outperformed Developed Markets, benefiting from a weaker US Dollar, growing EM Tech attractiveness and improving earnings momentum across Asia Pacific ex Japan and Latin America. Performance in Asia was led by Korea and Taiwan, driven by semiconductor and AI related demand, while Chinese equities rebounded sharply.

At the sector level within the MSCI World Index, Information Technology remained a key contributor to overall performance. Financials, Industrials, and Materials outperformed, reflecting broadening market participation and improving cyclical confidence, while Utilities and Real Estate lagged amid interest rate sensitivities.

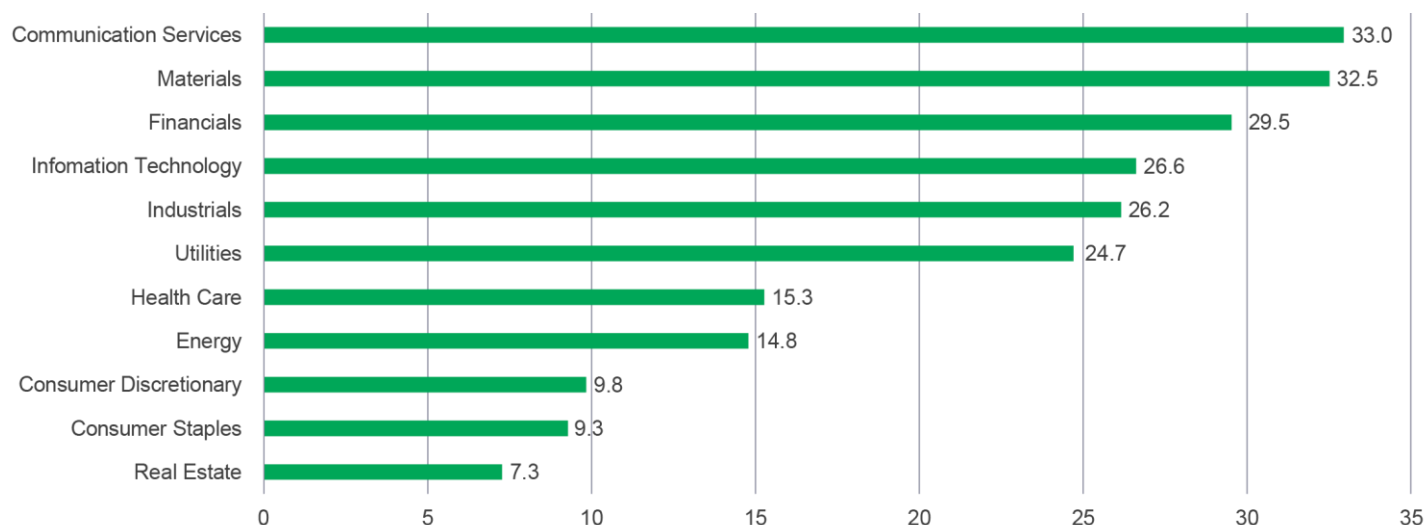
Fixed income returns were broadly positive, whilst remaining a solid contributor to yield. The higher risk segments of Fixed Income outperformed with Emerging Market Debt and Global High Yield achieving strong 2025 results, both of which are important yield contributors to the GMADI portfolio. The portfolio remains anchored around high yielding credits, with an average credit rating of BB, and is therefore less duration sensitive to rate movements – expectations are that lower rates should benefit the more levered high yield corporates in the market and their respective financials, which should place less pressure on significant spread widening.

Commodities, outside of oil, posted strong positive returns, led by strength in precious & base metals as well as agricultural commodities, while oil-related energy prices lagged amid ample supply, although OPEC and geopolitics could see the oil-dynamic change into 2026. The US Dollar Index declined over the year, providing a supportive tailwind for commodities and non-US assets.

Chart 1: 2025 major asset classes cumulative performance (%)¹



¹ Source: Bloomberg, FactSet, data as of 31 December 2025. Performance is in USD and total return. Equities indices represented by MSCI indices. Preferred securities = ICE BofAML US All Cap Securities index; Emerging Market Debt = JPM EMBI. Asian Dollar Bond represented by Markit ibovx index. Global high yield bond = Bloomberg Global High Yield total return index unhedge. Global Investment grade bond represented by FTSE indices. Commodities = TR CRB Index. US dollar = US dollar index. Past performance is not indicative of future performance.

Chart 2: 2025 global equity sector cumulative performance (%)¹

Aims at maintaining high single-digit distribution yield

Income capture continues to remain robust across both traditional and non-traditional income sources. GMADI's payout is currently approximately 8.12%, supported by a natural underlying yield of approximately 7.4%² from fixed income coupons, equity dividends and option premiums – with less reliance on equity gains to make the income payout.

We continue to expect the US Federal Reserve to deliver two to three rate cuts in 2026, with policy rates gradually trending toward an estimated ~3% by year-end, as the Fed balances moderating – but still above-trend – inflation against a cooling labour market. Against this backdrop, we do not expect the ongoing US rate cutting cycle to have a significant adverse impact on the Fund's distribution profile. We anticipate the payout will remain competitive, within the high single-digit range, while the natural underlying yield is expected to remain in the 7.0%–8.0% range throughout 2026. The GMADI portfolio has a number of levers across the fixed income, equity and option investment pillars to navigate income capture, capital returns and downside volatility management.

Positioning for 2026

As of 31 December 2025, GMADI's asset allocation comprised approximately 25% equities (including REITs), 48% fixed income, 23% in equity-related securities/options with the remaining in cash. Looking ahead to 2026, current positioning remains supportive of risk assets with a focus on income generation whilst maintaining a stable NAV. Recent positioning includes:

1. Additional beta opportunities as global growth and sentiment holds up

- Aiming to capture the expectations of greater market breadth in 2026 by adding incremental exposure towards equity and equity-related securities

2. A diversified balanced profile to mitigate sector-driven volatility

- Underweight tech – although selective towards higher quality tech names (Software preferred)
- Overweight healthcare – complement tech with defensive names including Equipment & Service Healthcare names
- Overweight energy – a focus on LNG names (AI power demand) and refiners

² Source: Manulife Investment Management. For the period ended 31 December 2025, the annualised yield of the Fund's AA (USD) MDIST (G) class was 8.12%. Dividend rate and dividend are not guaranteed. Dividends may be paid out of capital. Refer to important note 2. Please note that a positive distribution yield does not imply a positive return.

Annualised yield = $[(1 + \text{distribution per unit/ex dividend NAV})^{\text{distribution frequency}} - 1]$, the annualised dividend yield is calculated based on the latest relevant dividend distribution with dividend reinvested, and may be higher or lower than the actual annual dividend yield. Fund inception date: 25 April 2019.

- Less overweight consumer discretionary – preference for retail, auto dealers and luxury
- Less underweight industrials/materials/logistics – high quality names/muted drawdowns
- Added to REITs on recent weakness – strong yield generator

3. Potentially taking more credit risk

- US rates are guided to move lower over the next 12 months with the team expecting two to three rate cuts. US rates will however remain elevated (note GMADI was launched in 2019 when rates were zero whilst paying out a solid income for clients) and therefore an abundance of yields will still remain on offer throughout the year within US Fixed Income.
- Opportunities in preferred utilities/energy & select high yield and emerging market credits

4. Flexible option-writing to balance between premium harvesting and market upside potential

- Tactically adjust strike rates and premium capture, e.g. wider option strikes to allow for more equity beta when market volatility is low.

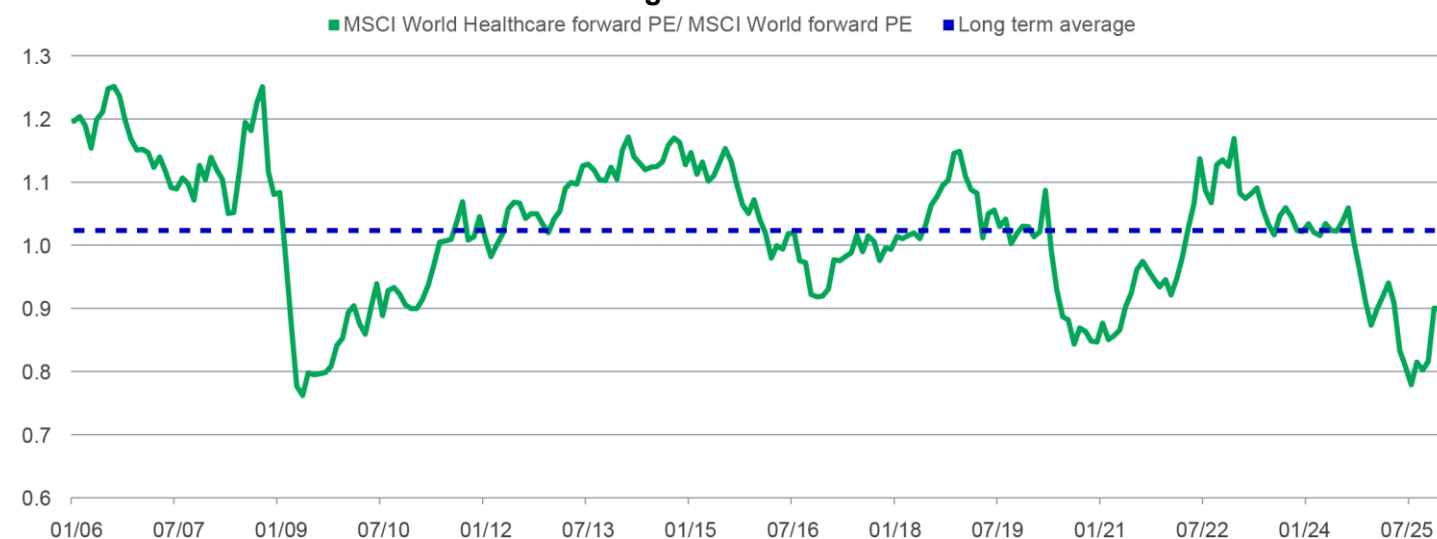
Equity – increase exposure, overweight healthcare and adding to industrials/materials

- **Technology:** Artificial intelligence remains a structural growth driver, with US equity markets supported by large-cap technology companies

and sustained investment in data centres, semiconductors, and cloud infrastructure. While the sector continues to offer a broad opportunity set of high-quality, structurally growing businesses, valuations in certain segments – particularly mega-cap hardware and infrastructure-oriented names – remain elevated. As a result, the Fund remains underweight technology at this stage. That said, we remain selective and would add exposure should valuations become more compelling. Within the sector, we are currently overweight software companies, which tend to be less exposed to tariff risks and geopolitical tensions, and benefit from scalable business models and high operating leverage.

- **Healthcare:** We view healthcare as a core overweight within the equity allocation, supported by three key factors. First, labour-cost pressures across the sector are easing, while earnings growth is increasingly supported by AI-driven productivity gains, including task automation, AI-assisted clinical diagnostics, and longer-term applications in drug discovery. Second, despite its defensive characteristics, the sector trades at a meaningful valuation discount relative to both the broader market and technology, offering attractive risk-adjusted return potential in 2026. Third, healthcare's market-capitalisation weight is near a three-decade low, which appears misaligned with its long-term demand fundamentals.

Chart 3: Healthcare sector traded at a meaningful discount to broader markets



Source: Bloomberg, as of 31 December, 2025.

- **Industrials & Materials:** We also remain constructive on industrials and materials, having added to the sector more recently, focusing on companies leveraged to infrastructure spending, re-industrialisation trends, and the build-out of AI-related infrastructure, including power, logistics, construction materials, and selected equipment manufacturers. These exposures represent a “picks-and-shovels” play to AI. Valuations across the sector are generally more attractive, with favourable price-to-earnings growth (PEG) profiles and improved cash-flow visibility.

In terms of geographical allocation, we believe broadening global opportunities and regional tailwinds, including a weaker US dollar and improving macro conditions in Europe and Asia (including Japan), reinforce the case for diversified equity exposure. Europe’s recovery, fiscal stimulus, and attractive valuations create a supportive backdrop, although geopolitical wrangling with the US could add to volatility, while Asia offers compelling opportunities in manufacturing and tech-export economies. Japan, South Korea and Taiwan stand out on technology leadership and policy support, and early signs point to a more constructive tactical view on China. In addition, as growth globally slows, we expect to see more breadth in equity markets beyond growth beneficiaries and technology names, towards more cyclical and quality value-oriented names which could do better into 2026.

Fixed Income: High Yield and select preferred securities

Given current valuations and tight spreads, it is crucial to emphasise the importance of selecting appropriate securities within a capital structure to generate significant income and safeguard capital. Additionally, the flexibility of the portfolio allows for allocation across various fixed income sectors and credit levels, making it easier to navigate softer economic environments. In summary, there are still attractive opportunities to generate income within the credit and spread sectors, with the potential for some spread compression and a limited risk of permanent capital impairment.

The portfolio remains well anchored with approximately 50% fixed income exposure, with the majority of this through global high yield credits

across the quality spectrum. Rate cuts should benefit the more levered corporates in the high yield market, given better fundamentals, whilst exposures to higher quality investment grade and preferred securities helps balance allocations for the broad portfolio. The Fixed Income allocation averages around 8 basis points per bond holding, with approximately 700 names, whilst higher conviction names can average 3 times more in terms of allocation sizing. The GMADI portfolio has to meet a high income payout and therefore looks to allocate across B, BB and, where appropriate, CCC names in order to meet the income objective whilst ensuring clients are not overly exposed to outsize risks.

We expect spreads to remain stable so do not see enormous upside but see US high yield as solid yield contributors. Duration is naturally low with the portfolio given the high yield allocations. Credit and default risk is the risk the team are managing over rate-sensitivity/duration risk.

Further opportunities for GMADI we see in hybrid bonds, in the utilities and energy sector issued by investment grade companies, where we get extra income for junior to unsecured bonds for example. Furthermore, within Global high yield and Emerging Market credit, compressed spreads mean the opportunity is to avoid and minimise impact from defaults.

Although credit spreads across many fixed income sectors remain historically tight, Emerging Market Debt stands out as an area where we are selectively constructive. This view is supported by a weakening US Dollar and the disciplined policy response from emerging market central banks, many of which tightened monetary policy earlier and more aggressively than their developed market peers. As a result, inflation has been relatively well contained, providing EM central banks with greater scope to ease policy if required. Compared with developed markets, EM assets also offer more attractive real yield opportunities. The team are looking for further opportunities in local EM Debt profiles into 2026.

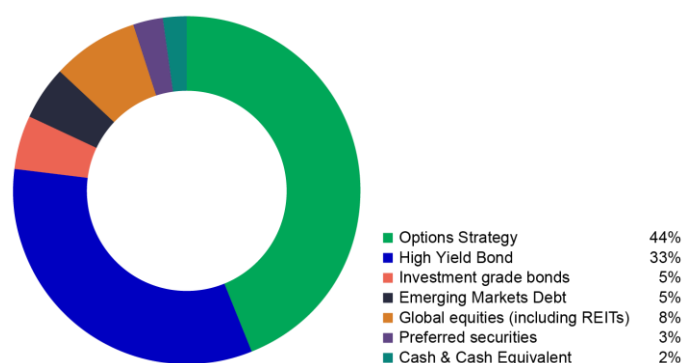
GMADI will continue to emphasise diversified, higher-quality income streams, including preferred securities and junior subordinated bonds. These instruments are well positioned to benefit from an ongoing rate-cutting environment, while allowing the Fund to balance elevated income generation with issuer quality considerations.

Lower policy rates are also expected to be supportive for more leveraged high-yield corporates, improving their interest-coverage metrics and reducing refinancing risk. This dynamic should help limit the likelihood of significant spread widening within the high-yield segment.

Option-writing: Wider strikes to allow greater participation in an equity market rally

GMADI maintains a globally diversified set of exposures designed to deliver a range of coupon and dividend income opportunities through fixed income and equity holdings, complemented by an active option-writing strategy. Option-writing has consistently been a core contributor to the Fund's income profile, currently accounting for approximately 40% of the Fund's natural underlying yield³, and we expect it to remain a key driver of income in 2026. The team shall look to balance premium capture and income generation alongside equity returns through 1) more or less equities with a call writing structure attached 2) widening strike rates to allow for less income but potentially more equity participation and upside 3) add to long dated long calls to add incremental equity participation.

Chart 4: Natural underlying yield break down by asset classes³



Beyond generating option premiums, the option-writing strategy also provides a disciplined means of enhancing equity exposure through the use of equity and equity index options. In 2026, the Fund will continue to roll options, however may potentially look to widen strike levels should equity risk assets remain well supported, allowing for greater

participation in a rising equity market while maintaining a meaningful level of income generation. Although realised volatility remains near historical lows, resulting in lower option premiums in absolute terms, the incremental impact of using wider strikes is limited under these conditions, helping to preserve the effectiveness of the option strategy.

In addition, we believe option writing on global market indices helps income stability, effectively capturing premium even as implied volatility in global markets declined.

Conclusion:

Although the Fed is expected to continue cutting rates in 2026 – we see the magnitude of rate cuts to reflect the strength of the US economy – growth has been upgraded in the US, earnings remain resilient, AI capex guidance remains strong whilst job creation is moderating somewhat but may not be enough, at present, to push for the Fed to cut aggressively. Given expectations of elevated rates, income opportunities remain abundant across global markets. High yield bonds and option-writing continue to offer attractive sources of income, whilst equities offer exposure to strong expected earnings growth with some dividends. As such, we believe multi-asset income investing will remain highly relevant in 2026.

Within this framework, the Fund seeks incremental equity exposure through a globally diversified, income-oriented approach, providing defensive income-generating characteristics amid ongoing market uncertainty. Key sources of uncertainty include global growth dynamics, debates surrounding the sustainability of the AI investment cycle, changes in the Fed leadership, geopolitical and trade developments, labour-market trends, and the evolving policy path of the Fed. By aligning sector exposures to durable secular trends, keeping valuation discipline at the forefront, and sustaining diversified income streams, the Fund aims to deliver high income and competitive returns within a controlled risk framework for 2026.

³ Manulife Investment Management, Barclays Point. As of 31 December 2025. Performance breakdown and yield breakdown by asset class are as of total portfolio return and yield. Due to rounding, the total may not be equal to 100%. The above yield does not represent the distribution

yield of the Fund and are not an accurate reflection of the actual return that an investor will receive in all cases. A positive distribution yield does not imply a positive return.

Disclaimer

Manulife Investment Management is the global wealth and asset management segment of Manulife Financial Corporation. This material, intended for the exclusive use by the recipients who are allowable to receive this material under the applicable laws and regulations of the relevant jurisdictions, was produced by and the opinions expressed are those of Manulife Investment Management as of the date of writing and are subject to change. The information and/or analysis contained in this material have been compiled or arrived at from sources believed to be reliable but Manulife Investment Management does not make any representation as to their accuracy, correctness, usefulness or completeness and does not accept liability for any loss arising from the use hereof or the information and/or analysis contained herein. Information about the portfolio's holdings, asset allocation, or country diversification is historical and is not an indication of future portfolio composition, which will vary. Neither Manulife Investment Management or its affiliates, nor any of their directors, officers or employees shall assume any liability or responsibility for any direct or indirect loss or damage or any other consequence of any person acting or not acting in reliance on the information contained herein.

The information in this material may contain projections or other forward-looking statements regarding future events, targets, management discipline or other expectations, and is only as current as of the date indicated. There is no assurance that such events will occur, and may be significantly different than that shown here. The information in this material including statements concerning financial market trends, are based on current market conditions, which will fluctuate and may be superseded by subsequent market events or for other reasons. This material was prepared solely for informational purposes and does not constitute a recommendation, professional advice, an offer, solicitation or an invitation by or on behalf of Manulife Investment Management to any person to buy or sell any security. This material should not be viewed as a current or past recommendation or a solicitation of an offer to buy or sell any investment products or to adopt any investment strategy. Nothing in this material constitutes investment, legal, accounting or tax advice, or a representation that any investment or strategy is suitable or appropriate to your individual circumstances, or otherwise constitutes a personal recommendation to you. Past performance is not an indication of future results.

Investment involves risk. Investors should not base on this material alone to make investment decisions and should read the offering document (if applicable) for details, including the risk factors, charges and features of any investment products.

Proprietary Information – Please note that this material must not be wholly or partially reproduced, distributed, circulated, disseminated, published or disclosed, in any form and for any purpose, to any third party without prior approval from Manulife Investment Management.

This material is issued by Manulife Investment Management (Hong Kong) Limited.

This material has not been reviewed by the Securities and Futures Commission (SFC).

5142701