

2020 mid-year outlook: Asian equities and Greater China equities

After months of lockdown and disruption, Asia appears to have contained its COVID-19 infection rates to become one of the first regions to restart economic activity. Consequently, Asian and Greater China equities have rebounded and are now around 30% above their March 2020 lows<sup>1</sup>. In this mid-year outlook, Ronald Chan (Chief Investment Officer, Asia ex-Japan equities) observes that despite the prospect of further uncertainty, a solid core of attractive companies in the region – particularly in China as the more digital, less global trend gathers pace – means that it can still deliver positive GDP growth in 2020 and 2021. Furthermore, Kai Kong Chay (Greater China Specialist) identifies some of the deepening trends among Greater China equities and reveals where he sees bottom-up investment opportunities.

New investment trends deepen as Asia’s recovery gathers pace

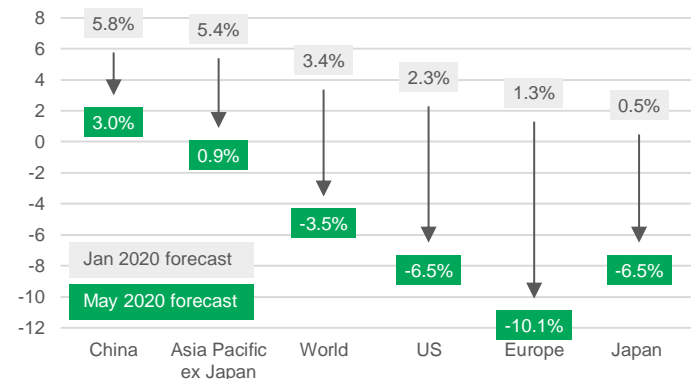
Fundamental optimism

If we drill down further, we can identify several factors that support our positive stance. Other than causing dislocation across the region, the pandemic has inadvertently shone a light on the core strength of Asia’s economic fundamentals.

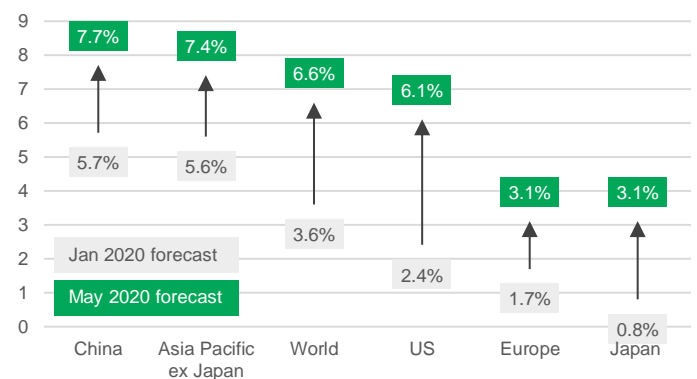
By way of an example, as illustrated in Chart 1, in May the annual GDP estimates for China and the wider Asia ex-Japan bloc were revised down to 3% and 0.9%, respectively (from 5.8% and 5.4% in January). However, the market had expected GDP across the globe to fall into *negative* territory for the year. The region’s solid economic foundation has, therefore, helped its growth numbers to remain positive. Looking ahead to 2021, and the estimated GDP in China (+7.7%) and Asia ex-Japan (7.4%) is expected to outstrip that of developed markets.

Chart 1: China/Asia growth estimates remain relatively steady<sup>2</sup>

2020 GDP Growth Estimates  
Pre and post-pandemic (%)



2021 GDP Growth Estimates  
Pre and post-pandemic (%)



At the company level, we think that earnings growth for 2020 will be pedestrian. Yet, it could rise by as

<sup>1</sup> Source: Bloomberg, as of 22 June 2020, price returns in US dollar. Asian equities rebounded by 31% from their March low, represented by MSCI Asia ex-Japan index. Meanwhile, Greater China equities rebounded by 29% from their March low, represented by MSCI Golden Dragon index. Past performance is not an indicative of future performance.

<sup>2</sup> Source: Goldman Sachs Investment Research, 4 January 2020, 15 May 2020, for illustration purposes only.

much as 20% next year. And given current valuations, the Asian equity market is likely to be range-bound through to the year end, but for 2021 there could potentially be 10% upside.

## Deepening trends

As the pandemic dissipates, two crucial trends will deepen: more digital and less global. Both movements, which had been gaining traction even before the outbreak of COVID-19, will impact Asia's investment and capital markets and improve the growth prospects of specific industry sectors.

### 1. More digital

Behavioural patterns born during the COVID-19-driven lockdowns and raised amid post-pandemic social distancing mean that the world will inevitably become more digitalised – a term that covers a wide area from government and corporate expenditure to the shape of individual consumption. It also gives rise to several bottom-up stock-picking opportunities, most notably in North Asia where investors can explore the full value chain.

**Company-level:** What does “more digital” mean for investors? As we entered 2020, Asian governments and corporates were already investing in digital technologies, especially China, with the roll out of 5G. Then came the various regional lockdowns and technology spending consequently soared, with companies purchasing new laptops or video-conferencing equipment to cater for the swiftly introduced “work from home” arrangements. As a result, the demand for network speed grew at a faster-than-expected pace. Consequently, we are positive on 5G-related sectors, including base stations, data centres, and upstream equipment.

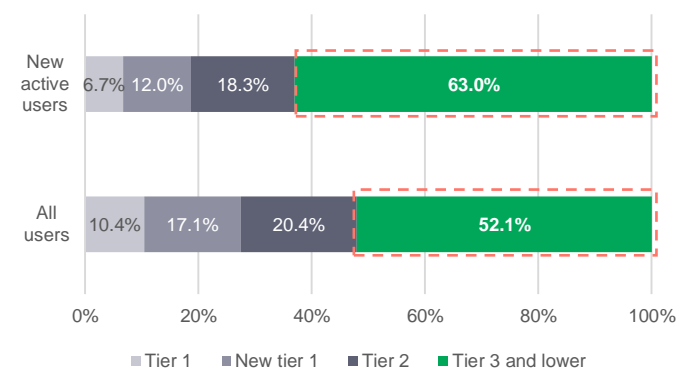
**Consumer-level:** Turning to the consumer (seen as the more downstream part of the digitalisation trend) and social distancing is altering the way people spend their money or interact with essential services.

In China, e-commerce now accounts for 26% of the country's total retail sales<sup>3</sup>, with the gains being driven by activity in third-tier and lower-tier cities.

<sup>3</sup> National Bureau of Statistics of China, Credit Suisse, as of May 2020

These two population centres account for more than 50% and 60% of China's existing and new online-payment users, respectively (Chart 2)<sup>4</sup>. During the lockdown period, new and emerging e-commerce companies scaled up by addressing the specific needs of people in lower-tier cities. For example, firms began to focus on goods that offered value for money or started to group consumers in a consolidated order. These moves have helped to increase business penetration levels in lower-tier cities. Interestingly, even the older generation have begun to use online apps to buy their groceries or order food delivery.

**Chart 2: Chinese user breakdown of online payment apps, by tier of city<sup>4</sup>**



Another consumer behaviour we anticipated was a wider acceptance among parents of the online-education model. Previously, we had expected the penetration rate to rise from below 5% to 15-20% over the next three years. However, we have already reached this level. As a result, more providers will seek to offer better quality online courses. We have, therefore, been researching online-education businesses and catering companies.

The pandemic has also precipitated a surge in health awareness, with more people carrying out their regular health checks, not in person but remotely via their mobile phones. Asian countries are also expected to boost their medical safety nets and ensure that local hospitals are better equipped. The primary beneficiaries here will be biotechnology firms and medical-device companies.

Other potential developments include a shift in corporate attitudes towards manufacturing: the

<sup>4</sup> QuestMobile, as of 30 September 2019.

automation of production lines and smarter (less reliant on labour) factories could be the new behavioural norm.

### 2. Less global

The post-pandemic world could see a move towards deglobalisation, with countries loosening their ties with neighbours or trading partners and becoming more self-reliant. There will undoubtedly be winners and losers with this trend. The beneficiaries will be companies that can leverage any increase in domestic consumption on the back of rising incomes, and firms capable of moving up the manufacturing value chain to run higher-margin businesses.

Indeed, the winners have become more apparent in the past 12 months, with around 200 Taiwanese businesses taking advantage of the government's initiative to move their overseas production bases back to Taiwan<sup>5</sup> – a shift that boosted the local commercial and industrial property sector.

In terms of geopolitics, Sino-US trade tensions have started to encroach on financial markets. Developments include the potentially delisting by the US stock exchange of foreign companies that are unable to provide the Securities and Exchange Commission with audits that cover three consecutive years<sup>6</sup>. Moreover, we expect more US-listed Chinese companies (Chinese ADRs), mainly in the “new economy” sectors, to seek a return-home listing, particularly on the Hong Kong Stock Exchange.

Here's an interesting concept: if the top-ten 10 Chinese companies that currently feature in the NASDAQ were to list in Hong Kong instead, then the weighting of the consumer and IT sectors in the Hang Seng Index could double to 20%. In turn, this

suggests potential improvements in earnings growth and valuations<sup>7</sup>, which is positive for Hong Kong equity investors.

The ongoing tech-war between US and China has prompted Chinese companies to build their own semiconductor supply chains and therefore reduce their reliance on US suppliers. This should help Taiwanese and Korean semiconductor manufacturers, especially those that focus on the design of integrated circuits (IC). In fact, we already see some interesting medium-sized companies enjoying positive growth as a result of the aforementioned developments.

### The “new normal”

We are more positive on North Asia over the south. On a relative basis, we think A-shares are particularly attractive to investors, as there are many mid-cap investment opportunities in the technology, consumer, and healthcare sectors.

To wrap up, we are unlikely to return to the status quo ante because the pandemic has changed the way people consume, react, and transact. It is also uncertain whether we will see a second wave of COVID-19, intensifying trade tensions, or a conclusive result from the US general election.

Against this uncertain backdrop, it is essential to take a bottom-up stock-picking approach that separates the winners from the losers and generates active returns for investors.

<sup>5</sup> InvesTaiwan website, 18 June 2020; Department of Information Services, Executive Yuan, Taiwan, 20 June 2019. As of 18 June 2020, applications from 192 enterprises were approved under the “Action Plan for Welcoming Overseas Taiwanese Businesses to Return to Invest in Taiwan.” The initiative has subsequently attracted investments worth NT\$776.3 billion.

<sup>6</sup> On 20 May 2020, the Senate passed the Holding Foreign Companies Accountable Act and matching legislation was introduced in the House the following day. If passed into law and signed by the President, the bill would mandate that equities of foreign issuers be delisted from US stock exchanges if the firms' auditors do not fully comply with the inspection requirements of the Public Company Accounting Oversight Board for three successive years.

<sup>7</sup> Source: Bloomberg, data as of 17 June 2020. Hang Seng index is currently trading at 10.6 times price-to-earnings ratio, with an estimate earning growth of -7% for 2020 fiscal year.

## Disclaimers

A widespread health crisis such as a global pandemic could cause substantial market volatility, exchange trading suspensions and closures, and affect portfolio performance. For example, the novel coronavirus disease (COVID-19) has resulted in significant disruptions to global business activity. The impact of a health crisis and other epidemics and pandemics that may arise in the future, could affect the global economy in ways that cannot necessarily be foreseen at the present time. A health crisis may exacerbate other pre-existing political, social and economic risks. Any such impact could adversely affect the portfolio's performance, resulting in losses to your investment

Investing involves risks, including the potential loss of principal. Financial markets are volatile and can fluctuate significantly in response to company, industry, political, regulatory, market, or economic developments. These risks are magnified for investments made in emerging markets. Currency risk is the risk that fluctuations in exchange rates may adversely affect the value of a portfolio's investments.

The information provided does not take into account the suitability, investment objectives, financial situation, or particular needs of any specific person. You should consider the suitability of any type of investment for your circumstances and, if necessary, seek professional advice.

This material, intended for the exclusive use by the recipients who are allowable to receive this document under the applicable laws and regulations of the relevant jurisdictions, was produced by, and the opinions expressed are those of, Manulife Investment Management as of the date of this publication, and are subject to change based on market and other conditions. The information and/or analysis contained in this material have been compiled or arrived at from sources believed to be reliable, but Manulife Investment Management does not make any representation as to their accuracy, correctness, usefulness, or completeness and does not accept liability for any loss arising from the use of the information and/or analysis contained. The information in this material may contain projections or other forward-looking statements regarding future events, targets, management discipline, or other expectations, and is only as current as of the date indicated. The information in this document, including statements concerning financial market trends, are based on current market conditions, which will fluctuate and may be superseded by subsequent market events or for other reasons. Manulife Investment Management disclaims any responsibility to update such information.

Neither Manulife Investment Management or its affiliates, nor any of their directors, officers or employees shall assume any liability or responsibility for any direct or indirect loss or damage or any other consequence of any person acting or not acting in reliance on the information contained herein. All overviews and commentary are intended to be general in nature and for current interest. While helpful, these overviews are no substitute for professional tax, investment or legal advice. Clients should seek professional advice for their particular situation. Neither Manulife, Manulife Investment Management, nor any of their affiliates or representatives is providing tax, investment or legal advice. Past performance does not guarantee future results. This material was prepared solely for informational purposes, does not constitute a recommendation, professional advice, an offer or an invitation by or on behalf of Manulife Investment Management to any person to buy or sell any security or adopt any investment strategy, and is no indication of trading intent in any fund or account managed by Manulife Investment Management. No investment strategy or risk management technique can guarantee returns or eliminate risk in any market environment. Diversification or asset allocation does not guarantee a profit nor protect against loss in any market. Unless otherwise specified, all data is sourced from Manulife Investment Management.

## Manulife Investment Management

Manulife Investment Management is the global wealth and asset management segment of Manulife Financial Corporation. We draw on more than 150 years of financial stewardship to partner with clients across our institutional, retail, and retirement businesses globally. Our specialist approach to money management includes the highly differentiated strategies of our fixed-income, specialized equity, multi-asset solutions, and private markets teams—along with access to

specialized, unaffiliated asset managers from around the world through our multimanager model.

These materials have not been reviewed by, are not registered with any securities or other regulatory authority, and may, where appropriate, be distributed by the following Manulife entities in their respective jurisdictions. Additional information about Manulife Investment Management may be found at [www.manulifeim.com/institutional](http://www.manulifeim.com/institutional)

**Australia:** Hancock Natural Resource Group Australasia Pty Limited., Manulife Investment Management (Hong Kong) Limited. **Brazil:** Hancock Asset Management Brasil Ltda. **Canada:** Manulife Investment Management Limited, Manulife Investment Management Distributors Inc., Manulife Investment Management (North America) Limited, Manulife Investment Management Private Markets (Canada) Corp. **China:** Manulife Overseas Investment Fund Management (Shanghai) Limited Company. **European Economic Area and United Kingdom:** Manulife Investment Management (Europe) Ltd. which is authorised and regulated by the Financial Conduct Authority, Manulife Investment Management (Ireland) Ltd. which is authorised and regulated by the Central Bank of Ireland **Hong Kong:** Manulife Investment Management (Hong Kong) Limited. **Indonesia:** PT Manulife Aset Manajemen Indonesia. **Japan:** Manulife Investment Management (Japan) Limited. **Malaysia:** Manulife Investment Management (M) Berhad (formerly known as Manulife Asset Management Services Berhad) 200801033087 (834424-U) **Philippines:** Manulife Asset Management and Trust Corporation. **Singapore:** Manulife Investment Management (Singapore) Pte. Ltd. (Company Registration No. 200709952G) **South Korea:** Manulife Investment Management (Hong Kong) Limited. **Switzerland:** Manulife IM (Switzerland) LLC. **Taiwan:** Manulife Investment Management (Taiwan) Co. Ltd. **United States:** John Hancock Investment Management LLC, Manulife Investment Management (US) LLC, Manulife Investment Management Private Markets (US) LLC and Hancock Natural Resource Group, Inc. **Vietnam:** Manulife Investment Fund Management (Vietnam) Company Limited.

Manulife Investment Management, the Stylized M Design, and Manulife Investment Management & Stylized M Design are trademarks of The Manufacturers Life Insurance Company and are used by it, and by its affiliates under license.

518004