

Important Notes:

1. Manulife Global Fund – Global Multi-Asset Diversified Income Fund (“Manulife Global Multi-Asset Diversified Income Fund” or the “Fund”) invests in a diversified portfolio of equity, equity-related, fixed income and fixed income-related securities of companies and/or governments globally (including emerging markets), which exposes investors to risk relating to active asset allocation strategy, equity (including REITs) market risk, and geographic concentration and currency risk. Certain investors may also be subject to the risk relating to RMB hedged share class.
2. The relevant distributing class of the Fund does not guarantee distribution of dividends, the frequency of distribution and the amount/rate of dividends. Dividends may be paid out of income, realized capital gains and/or out of capital of the Fund in respect of Inc share class(es). Dividends may be paid out of realized capital gains, capital and/or gross income while charging all or part of their fees and expenses to capital (i.e. payment of fees and expenses out of capital) in respect of MDIST (G), R MDIST (G) and F MDIST (G) share class(es). Dividends paid out of capital of the Fund amounts to a return or withdrawal of part of the amount of an investor's original investment or from any capital gains attributable to that original investment and may result in an immediate decrease in the net asset value per share in respect of such class(es) of the Fund. Fixed yield share classes pay out a pre-determined annualized fixed percentage of their NAV, which can be adjusted by the Directors with at least one month's prior notice, do not entirely reflect the actual or expected income or performance of the Fund. These distributions may exceed the actual income, leading to capital erosion, especially during negative returns or losses, and may reduce future capital growth. A positive distribution yield does not guarantee a positive return, and the absolute distributions vary with the NAV, resulting in fluctuating monthly payouts for investors.
3. The Fund invests in emerging markets, which may involve increased risks and special considerations not typically associated with investment in more developed markets, such as likelihood of a higher degree of volatility, lower liquidity of investments, political and economic uncertainties, legal and taxation risks, settlement risk, custody risks and currency risks/control.
4. The Fund's investment in fixed income and fixed income-related securities, as well as cash and cash equivalents, is subject to high yield bonds risk, credit/counterparty risk, interest rate risk, sovereign debt risk, valuation risk and credit rating and downgrading risk.
5. The Fund intends to use financial derivative instruments (“FDIs”) for investment, efficient portfolio management and/or hedging purposes. The use of FDIs exposes the Fund to additional risks, including leverage risk, management risk, market risk, credit risk and liquidity risk.
6. Investment involves risk. The Fund may expose its investors to capital loss. Investors should not make decisions based on this material alone and should read the offering document for details, including the risk factors, charges and features of the Fund and its share classes.



Manulife
Investments

April 2025

Manulife Global Multi-Asset Diversified Income Fund

Aims at a fixed
annualized dividend yield* of

10%

(The distribution yield is not
guaranteed. Distribution
may be paid out of capital.
Refer to Important Note 2.)

manulifeim.com.hk

*Applicable to F (USD) MDIST (G) Share class.

Multi-asset income: Pursuing high income within a challenged growth outlook


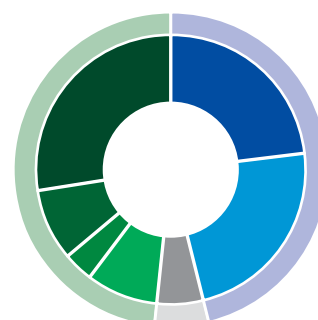
An unconstrained income driven approach across global asset classes can become an attractive strategy in order to capture a sustainable high-income payout within a challenged growth outlook.

A consistent, higher income, lower volatility aimed multi-asset solution

To strive for a sustainable long-term income distribution, our strategy adopts a **differentiated approach of achieving yield**, minimizing reliance on equity appreciation by focusing on maximizing yield from income generating assets.

The **typical globally diversified asset allocation** of the portfolio has a **relatively low volatility profile**, dominated by fixed income credits, developed market equities and an option writing (income generating) structure.

Typical asset allocation (%)¹



Fixed Income

- Mainly invests **less rate sensitive** credits that offer spread opportunities

Equities

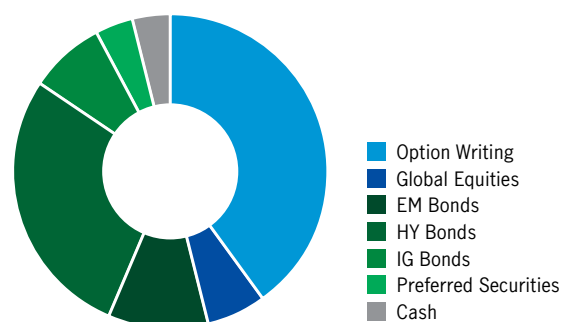
- Predominantly **developed market** exposure with a blend style of value and growth

Equity-related Securities (Option Writing)

- Use call and put option writing to **harvest premium income** through different market cycles

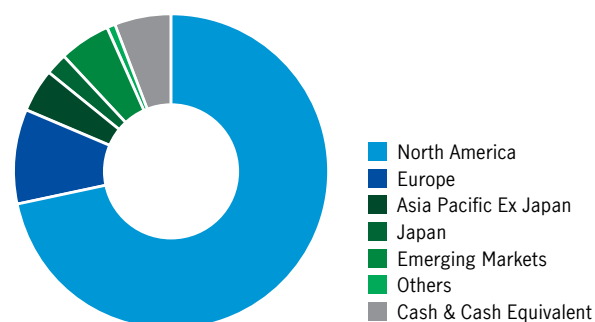
Aim for high, stable income generation through diversified assets and regions

Average yield breakdown by asset class (%)¹



- ✓ Natural underlying yield continues to be major source of income, **minimizing reliance on equity appreciation**
- ✓ Yield income predominantly from fixed income and option writing strategy components

Typical geographical breakdown



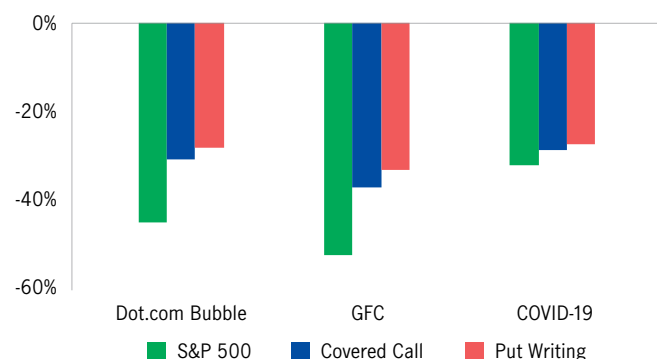
- ✓ An unconstrained global universe enables the Fund to **seek opportunities worldwide**
- ✓ Geographic diversification helps **mitigate the impact of regional economic downturns**

¹ Source: Manulife Investment Management, Barclays Point. As of February 28, 2025. Typical asset allocation and average yield breakdown by asset class are based on the average weightings within the portfolio over past three year. Holdings, sector weightings, market capitalization and portfolio characteristics are subject to change at any time and are for illustrative and reference purpose only. This information does not constitute, and should not be construed as, investment advice or recommendations with respect to the securities and sectors listed. Yield breakdown by asset class is as of total portfolio yield. The above yield does not represent the distribution yield of the Fund and are not an accurate reflection of the actual return that an investor will receive in all cases. A positive distribution yield does not imply a positive return.

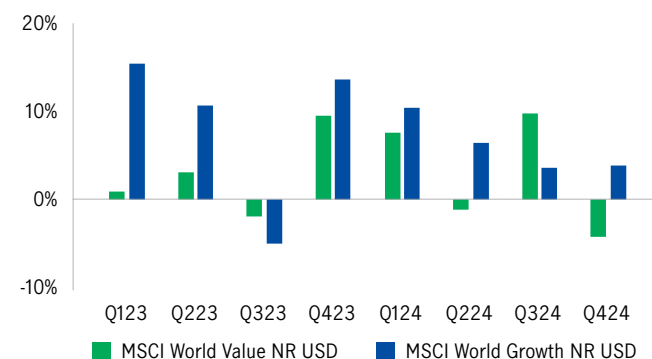
Aim to generate a stable yield while emphasizing downside protection

One of the key factors for achieving long-term performance is effectively managing downside risk through a lower volatility construction. Apart from competitive income distribution, the Fund also aims to achieve an optimal risk-reward profile with a low-volatility, minimal style bias portfolio.

Option writing saw better downside performance²



Value vs Growth: Style rotation with volatility³




² Source: Bloomberg, Manulife Investment Management, as of February 28, 2025. Covered call measured by CBOE S&P 500 BuyWrite Index and Put Writing measured by CBOE S&P 500 PutWrite Index. Dot.com Bubble refers to the period from September 4 2000 to October 9 2002; GFC (October 9 2007 to March 9 2009); COVID-19 (February 19 2020 to March 23 2020). It is not possible to invest directly in an index. No investment strategy or risk management technique can guarantee returns or eliminate risk in any market environment.

³ Source: Bloomberg, Manulife Investment Management, as of February 28, 2025.

Manulife Global Multi-Asset Diversified Income Fund

Aims to generate high, stable income through multiple traditional and non-traditional income sources.



Fixed annualized dividend yield*

10%

(The distribution yield is not guaranteed. Distribution may be paid out of capital. Refer to Important Note 2.)

* Applicable to F (USD) MDIST (G) Share class. A positive distribution yield does not imply a positive return. Dividend rate is not guaranteed. Dividends may be paid out of capital. Refer to important note 2. Please note that a positive distribution yield does not imply a positive return. The dividend amount per unit of fixed yield monthly distributing share class "Class F MDIST(G)" is calculated by multiplying the annualized fixed percentage with the NAV per Share at the last dealing day of each month divided by the distribution frequency over a year.

Manulife Investment Management's expertise

We are the global wealth and asset management segment of Manulife Financial Corporation, we draw on more than 150 years of financial stewardship to partner our clients globally.

25+ years

average investment experience of management team

700+

investment experts across asset classes⁴

USD 155.4 billion

AUM of multi-asset solutions⁵

⁴ Source: Manulife Investment Management, as of September 30, 2024. Manulife Investment Management's global investment professional team includes expertise from several Manulife IM affiliates and joint ventures; not all entities represent all asset classes.

⁵ Source: Manulife Financial Corporation as of September 30, 2024. AUM includes \$5.6 billion advised by MAST, managed by other Manulife Investments investment teams, and \$37.4 billion allocated to investment strategies managed by other Manulife Investments investment teams.

Investment involves risk. Investors should not make investment decisions based on this material alone and should read the offering document for details, including the risk factors, charges and features of the product. This material has not been reviewed by the Securities and Futures Commission. Issued by Manulife Investment Management (Hong Kong) Limited.

